

# Process Linking to UFS Wireless1 - Studente



## **ICT Services**

Document compiled by:

*ICT Services- Service desk*

*E-mail address: [Servicedesk@ufs.ac.za](mailto:Servicedesk@ufs.ac.za)*

*Process owner: Andries van de Venter*

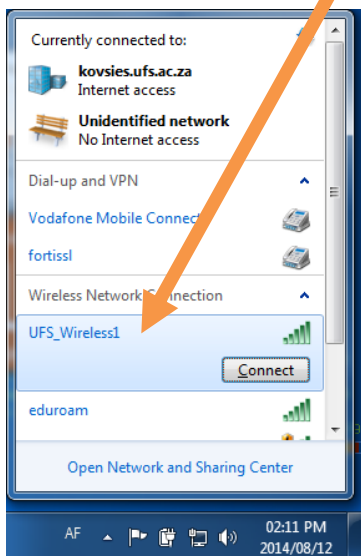
*051 401 ext. 2752*



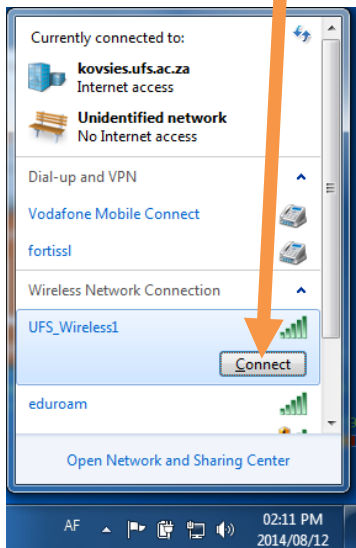
1. Click on Wireless



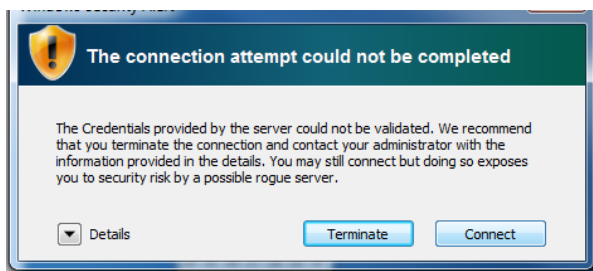
2. Click on UFS \_Wireless1



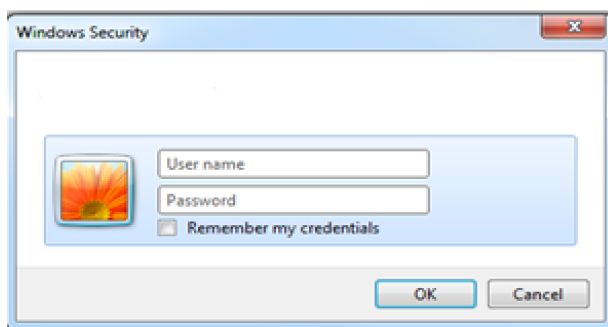
3. Click on Connect



4. Click on Connect if screen appears



5. Type Student number and password if requested.



6. You have successfully been connected to the Internet.

7. Open Internet Explorer/ Chrome/ Firefox or Safari to connect to internet.



Andries van de Venter

\_\_\_\_\_  
Name and Surname  
Process owner

Dirk Kotze

\_\_\_\_\_  
Name and Surname  
Service Desk Supervisor

Changes	Date